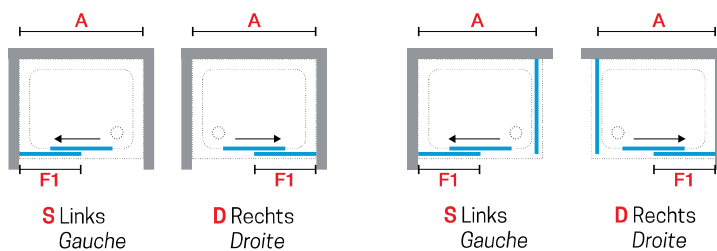
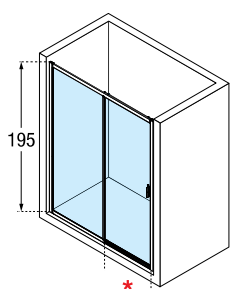


# LUNES 2.0 2PH



## SCHUIFDEUR PORTE COULISSANTE

Afmetingen Dimensions (cm)	Vast deel Partie fixe	Instapruimte Passage	Code	Rechts	Links	Glassoort Vitrage				Kleuren / Prijs Couleurs / Prix			
				D-	S-	1	2	11	78	A	B	K	J
<b>A</b>	<b>F1</b>	*				Transparant Transparent	Aqua	Niva	Motief/ Sérigr. Lunes 2.0	Wit Blanc	Matchroom Silver	Chroom Chrome	Zilver mat Argent mat
96↔102	46	38	<b>LUN2PH96</b>	D-	S-								
102↔108	49	41	<b>LUN2PH102</b>	D-	S-								
108↔114	52	44	<b>LUN2PH108</b>	D-	S-								
114↔120	55	47	<b>LUN2PH114</b>	D-	S-								
120↔126	58	50	<b>LUN2PH120</b>	D-	S-								
126↔132	61	53	<b>LUN2PH126</b>	D-	S-								
132↔138	64	56	<b>LUN2PH132</b>	D-	S-								
138↔144	67	59	<b>LUN2PH138</b>	D-	S-								
144↔150	70	62	<b>LUN2PH144</b>	D-	S-								
150↔156	76	62	<b>LUN2PH150</b>	D-	S-								
156↔162	82	62	<b>LUN2PH156</b>	D-	S-								
162↔168	85	65	<b>LUN2PH162</b>	D-	S-								
168↔174	91	65	<b>LUN2PH168</b>	D-	S-								
174↔180	97	65	<b>LUN2PH174</b>	D-	S-								
H 160↕200	SPECIAL		<b>LUN2PHDSP</b>	Rechts Droite									
			<b>LUN2PHSSP</b>	Links Gauche									





CLICK & CLEAN SYSTEEM  
(standaard bij dit model)  
SYSTÈME CLICK & CLEAN  
(standard sur ce modèle)

#### GLASSOORT / VITRAGE



Transparant  
*Transparent*  
code 1



Aqua  
code 2



Niva  
code 11



Motief/Sérigr.  
Lunes 2.0  
code 78

#### KLEUREN / COULEURS



Wit  
Blanc  
code A



Matchroom  
Silver  
code B



Chroom  
Chrome  
code K



Zilver mat  
Argent mat  
code J

## AFWERKING / FINITIONS

### PROFIELKLEUREN / FINITIONS



Wit  
Blanc  
code A



Matchroom  
Silver  
code B



Chroom  
Chrome  
code K



Zilver mat  
Argent mat  
code J


### GLASSOORTEN / VERRES 4, 5, 6 mm



Transparant  
Transparent  
code 1



Aqua  
code 2



Niva  
code 11



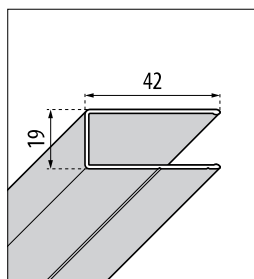
Motief Lunes 2.0  
Sérigraphie Lunes 2.0  
code 78

### HANDGREEP / POIGNÉE

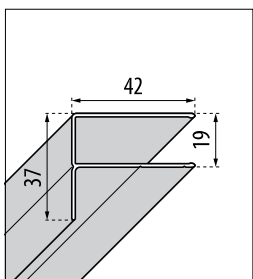


Handgreep  
chromium / wit  
Poignée  
chrome / blanche

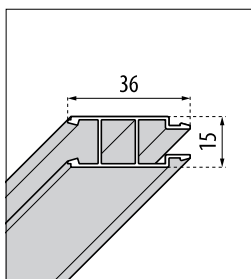
### MUUR- EN VERBREDINGSPROFIELEN / PROFILÉS MURAUX ET D'ÉLARGISSEMENT



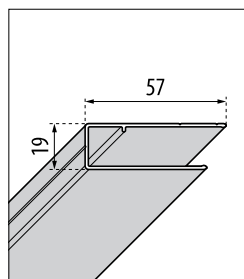
MUURPROFIEL  
PROFILÉ MURAL



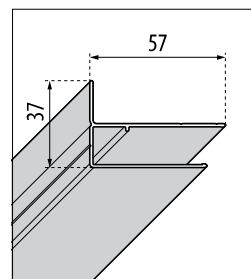
MUURPROFIEL  
PROFILÉ MURAL



VERBREDINGSPROFIEL  
PROFILÉ D'ÉLARGISSEMENT



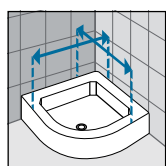
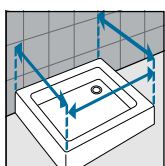
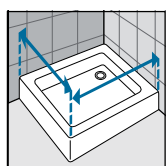
VERBREDINGSPROFIEL  
PROFILÉ D'ÉLARGISSEMENT



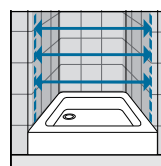
VERBREDINGSPROFIEL  
PROFILÉ D'ÉLARGISSEMENT

Afwerking Finition	Code	Afwerking Finition	Code	Afwerking Finition	Code	Afwerking Finition	Code	Afwerking Finition	Code
Wit Blanc	P01BJMOST-A	Wit Blanc	P01BJGBST-A	Wit Blanc	P05HAAST3-A	Wit Blanc	P05BHST-A	Wit Blanc	P05BHCST-A
Matchroom Silver	P01BJMOST-B	Matchroom Silver	P01BJGBST-B	Matchroom Silver	P05HAAST3-B	Matchroom Silver	P05BHST-B	Matchroom Silver	P05BHCST-B
Chroom Chrome	P01BJMOST-K	Chroom Chrome	P01BJGBST-K	Chroom Chrome	P05HAAST3-K	Chroom Chrome	P05BHST-K	Chroom Chrome	P05BHCST-K
Zilver mat Argent mat	P01BJMOST-J	Zilver mat Argent mat	P01BJGBST-J	Zilver mat Argent mat	P05HAAST3-J	Zilver mat Argent mat	P05BHST-J	Zilver mat Argent mat	P05BHCST-J

### OPNEMEN VAN DE MATEN / RELEVER LES MESURES



De maten opnemen van muur tot de **buitenrand** van de douchebak.  
Prendre les mesures du mur au bord **extérieur** du receveur de douche.



De maten opnemen van muur tot muur (boven, in het midden en beneden) waarna u de kleinste maat aanhoudt.  
Prendre les mesures d'un mur à l'autre, en bas, en haut et au milieu et choisir la mesure inférieure.