

# SET LAUFEN PRO

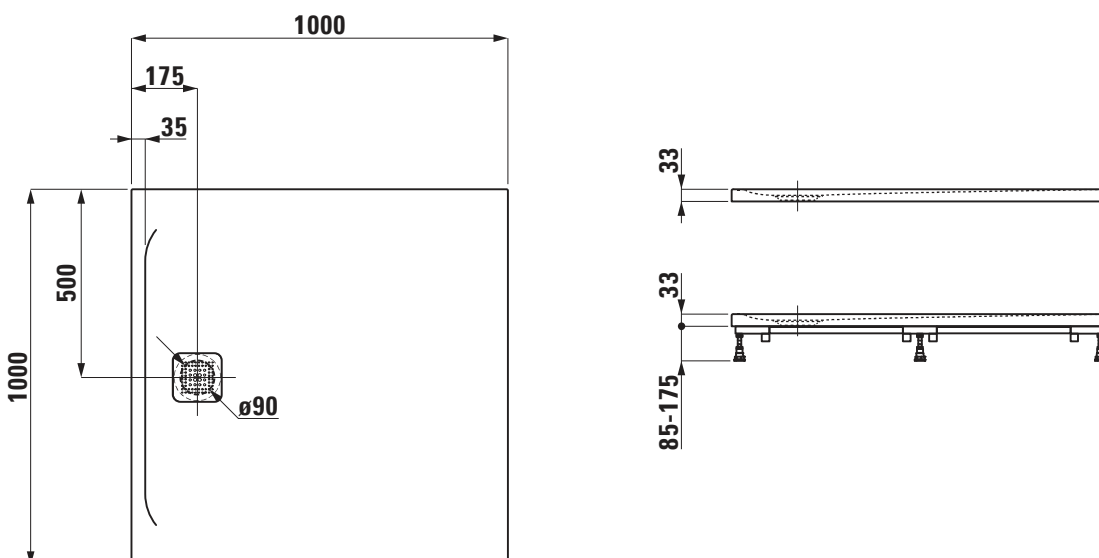
## Shower tray MARBOND square 21195.2

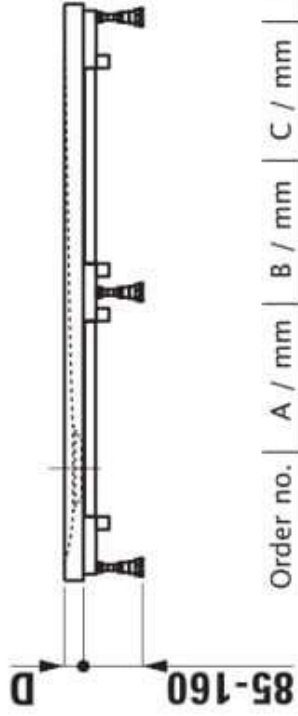

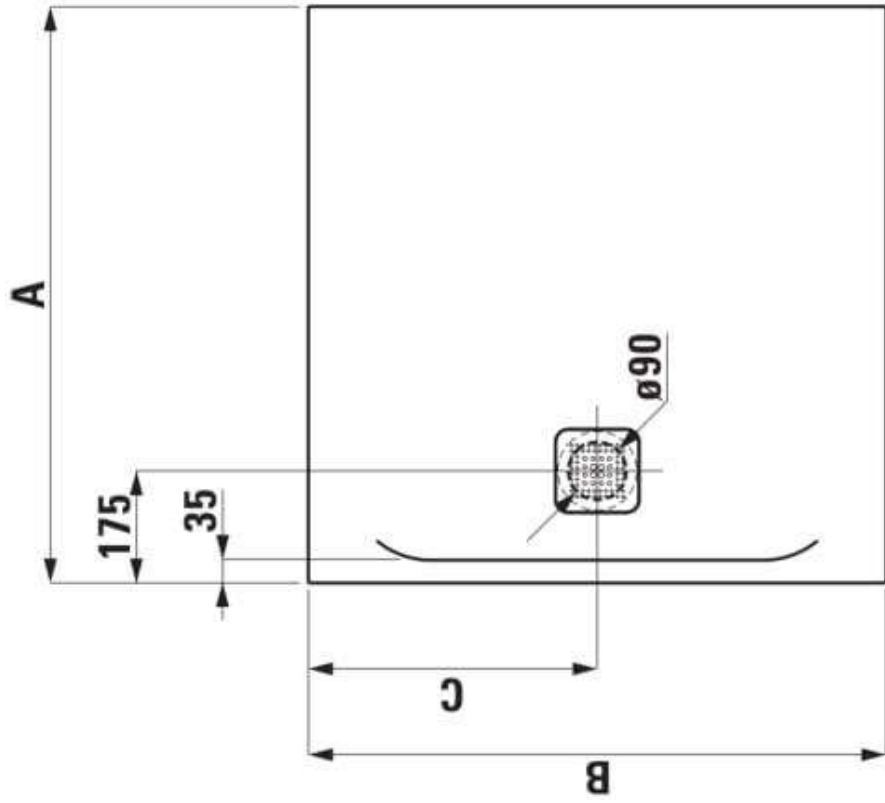


### TECHNICAL DATA

Order no.	21195.2	Mounting acc. excl.	Antinoise set for the frame installation to fulfil DIN 4109 and SIA 181:
Certified to	EN 14257, EN 251		Frame height 85-160 mm, order no. 29898.8
Dimensions	1000 x 1000 mm		Frame height 85-175 mm, order no. 29899.0
Depth	33 mm		3-D sealing tape:
Specification	Square shower tray made of Marbond (Gel Coat surface matt, with structure) with Antislip, Class C (DIN 51097) Removable siphon cover, stainless steel For floor-even installation or on floor installation		Sealing set 3,0 m, for sealed sides $\leq$ 3 m, includes 1 sealing tape (width 120 mm, length 3 m), 3-D inside corner for sealing (1 piece) and 2x 3 m antinoise tape (width 30 mm), order no. 29564.2
Weight	42,0 kg		Additional sealing set 2,0 m, for sealed sides $\geq$ 3 m, order no. 29564.7
Mounting acc. excl.	Mounting box incl. waste, $\varnothing$ 90 mm without cover (pre-assembled), water drain connection possible left or right hand side: Type DN 50, height 100 mm, order no. 29004.3 Type DN 40, height 75 mm, order no. 29003.3  Waste DN 50, $\varnothing$ 90 mm without cover, order no. 29512.7 Mounting box, water drain connection possible left or right hand side: Type DN 50, height 100 mm, order no. 29004.1 Type DN 40, height 75 mm, order no. 29003.1  Installation frame, adjustable height between 85-160 mm, order no. 29844.1 85-175 mm, order no. 29571.3		3-D sealing corners: Inside corner, 1 piece, order no. 29564.3 Outside corner for floor-even installation, set 3 parts, order no. 29564.4 Dispersion sealing composition, tube 500 ml, order no. 29564.5 Noise control band, order no. 29555.1
		Otherwise	For customised Marbond shower trays order no. 21295.0 please use the order form.
		Colours	000 – White matt structured, 077 – Light grey matt structured, 078 – Anthracite matt structured, 079 – Concrete matt structured, 080 – Black matt structured

### TECHNICAL DRAWINGS / S 1 : 20





Order no.	A / mm	B / mm	C / mm	D / mm
21095.0	800	800	400	29
21095.6	900	900	450	30
<b>21195.2</b>	<b>1000</b>	<b>1000</b>	<b>500</b>	<b>33</b>
21195.8	1200	1200	600	33